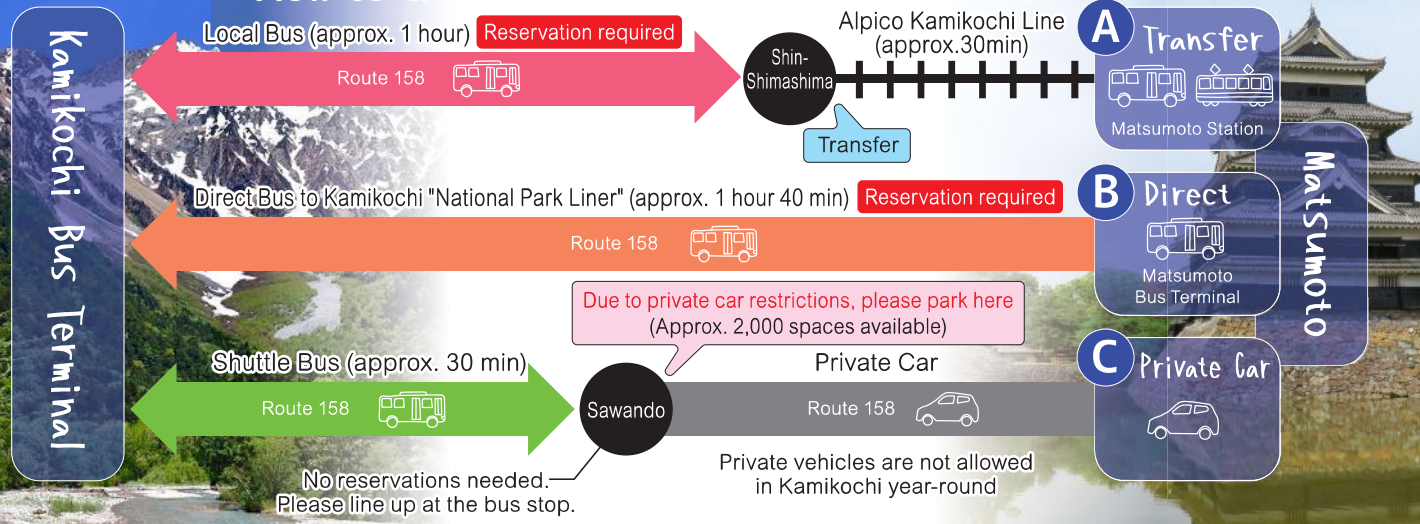


How to Get to Kamikochi from Matsumoto



LET'S GO KAMIKOCHI

Kamikochi

Matsumoto

Access Guide

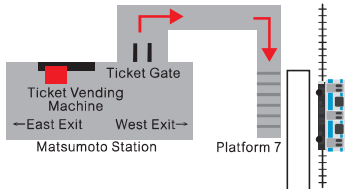


A Transfer The basic route is train to bus transfer!!

Take a train from Matsumoto to Shin-Shimashima, then a bus to Kamikochi.

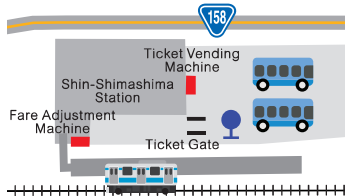
Step1. From Matsumoto Station to Shin-Shimashima station

- Buy a train ticket at the Alpico Kamikochi Line vending machine at Matsumoto Station and board at Platform 7.
- If using JR Trains, transfer directly to Kamikochi Line without exiting the gate. After arriving at Shin-Shimashima Station, use the fare adjustment machine or go to the counter.
- HOWEVER, if you are using an IC card (such as SUICA), please exit the ticket gate at Matsumoto Station, purchase a Kamikochi Line train ticket, and re-enter through the ticket gate.



Step2. From Shin-Shimashima to Kamikochi / From Kamikochi to Shin-Shimashima and Matsumoto

- Reservations are required for buses between Shin-Shimashima and Kamikochi.
- From Shin-Shimashima: Staff will guide you upon arrival. Please wait in line.
- From Kamikochi: Boarding begins 10 minutes before departure. Please wait in line. If seats are available, tickets are also sold at the ticket counter on the day.



B Direct Convenient direct bus without transfers!!

Two direct buses operate daily from Matsumoto Bus Terminal to Kamikochi. (*There is no direct bus from Kamikochi.)

Reservations are required for the direct bus from Matsumoto Bus Terminal to Kamikochi.

- After purchasing online, proceed directly to the bus stop. If seats are available, tickets are also sold at the ticket counter on the day or the day before.



C Private Car Easy access by car!!

It takes about 1 hour by car from Matsumoto to Sawando. Please park at Sawando Parking Area and transfer to the shuttle bus.

- Tickets are available at ticket machines or counters at each bus stop.

KAMIKOCHI



MATSUMOTO



Book here



Step1

Reservation and Payment

Purchase tickets for your preferred date and time

- *Tickets may be sold out close to departure, so please purchase early.
- *Reservations cannot be made by phone.

Step2

Board the Bus

On the day of your trip, go directly to the bus stop and show the email with the subject "E-ticket from JapanBusOnline" to board the bus.

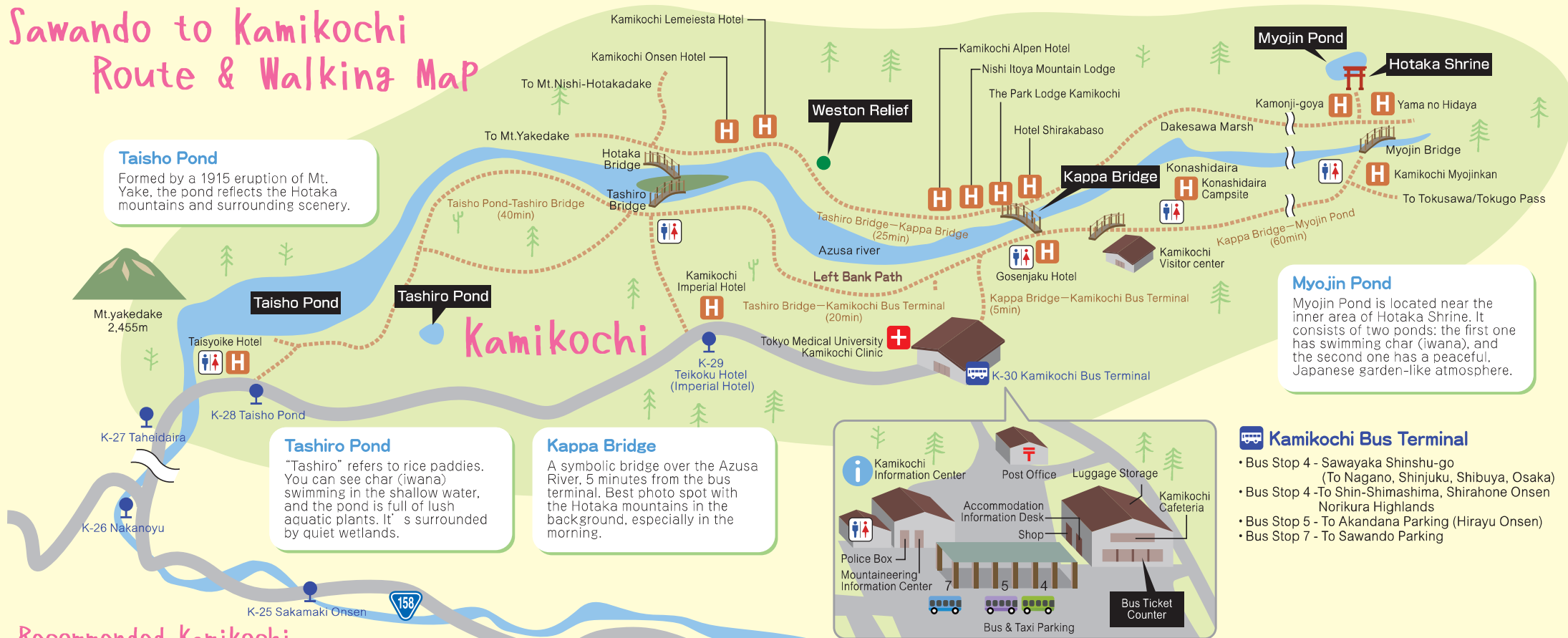


Bus Information for Kamikochi and Norikura

ALPICO GROUP

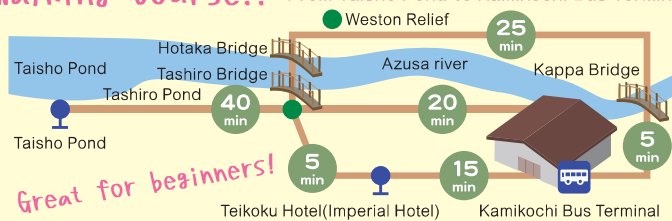
2025.6

Sawando to Kamikochi Route & Walking Map



Recommended Kamikochi Walking Course!! From Tais

From Taisho Pond to Kamikochi Bus Terminal



To explore the Taisho Pond area, we recommend getting off at Taisho Pond Bus Stop and walking toward Kamikochi Bus Terminal. The trail is easy to walk, making it enjoyable even for beginners. Approx. 60-minute walk. Shuttle Buses bound for Sawando are often crowded, and you may not be able to board at Taisho Pond. For your return trip, please board from Kamikochi Bus Terminal.

Kamikochi's 5 + 2 Rules



No collecting
Please do not collect
plants or animals,
including insects.



No feeding
Do not feed wild animals.



No littering
Please take all your trash home with you.



No bringing in
Pets and non-native
species are not
allowed.



Stay on the trail
Please do not walk
off designated paths.

+2



No bicycle
Bicycles are not allowed on mountain trails.



No drone flying
Do not fly drones in the National Park.



Kamikochi Official Website
Japan Alps, Chubu Sangaku National Park

